

Data from 2021 Draft Advice Consultation

Summarised data from our ‘Have your say’ online consultation portal used by 4,247 submitters.

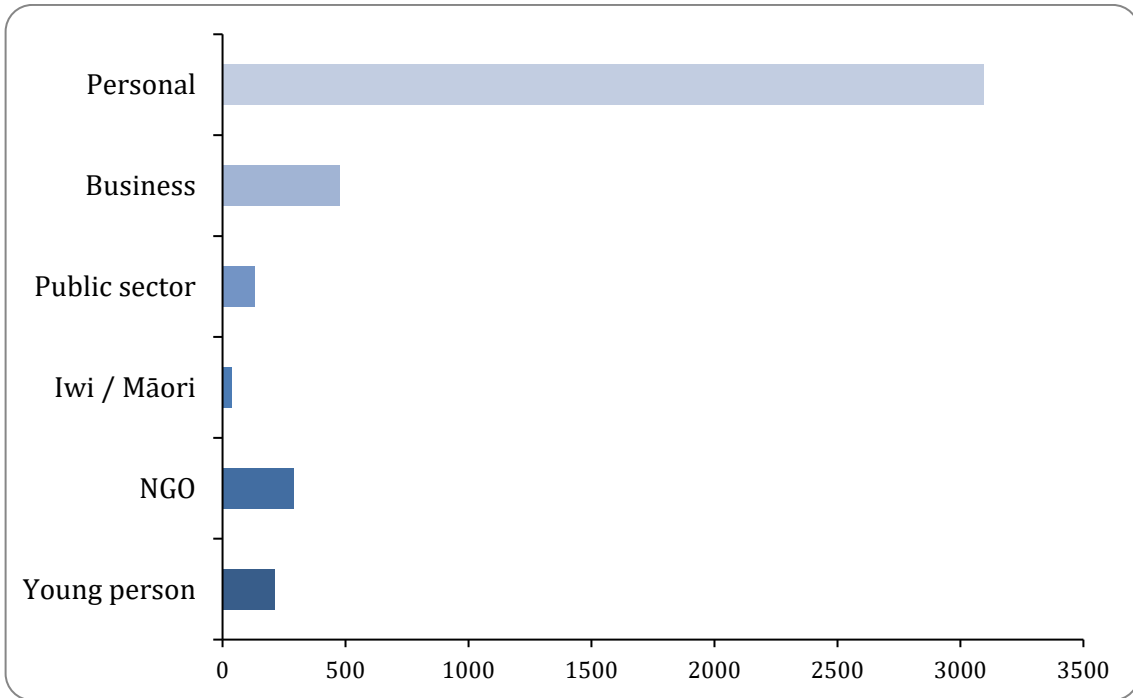
The Commission's consultation period on its *2021 Draft Advice* ran from 1 February – 28 March 2021. This document contains summarised data from our 'Have your say' online consultation portal used by 4,247 submitters.

Please note: Each question included a free-type field where submitters could provide further information. This can be accessed in each submission available on our website but is not contained in this document.

More information about the submissions we received during consultation are on our website [here](#).

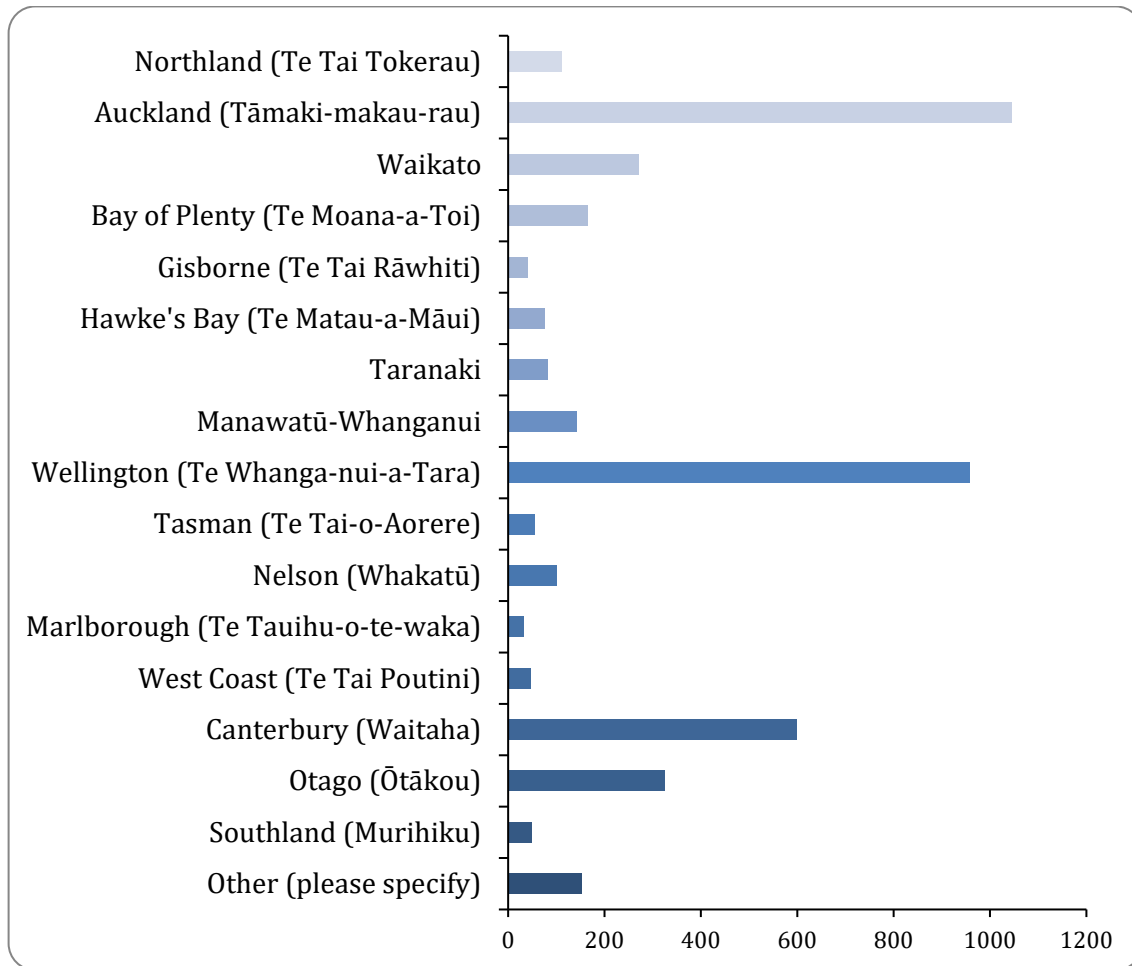
Section 1: Submitter Profiles

In what capacity are you responding to this survey?



Option	Total	Percent
Personal	3097	72.89%
Business	476	11.20%
Public sector	133	3.13%
Iwi / Māori	40	0.94%
NGO	289	6.80%
Young person	214	5.04%
Not Answered	0	0.00%

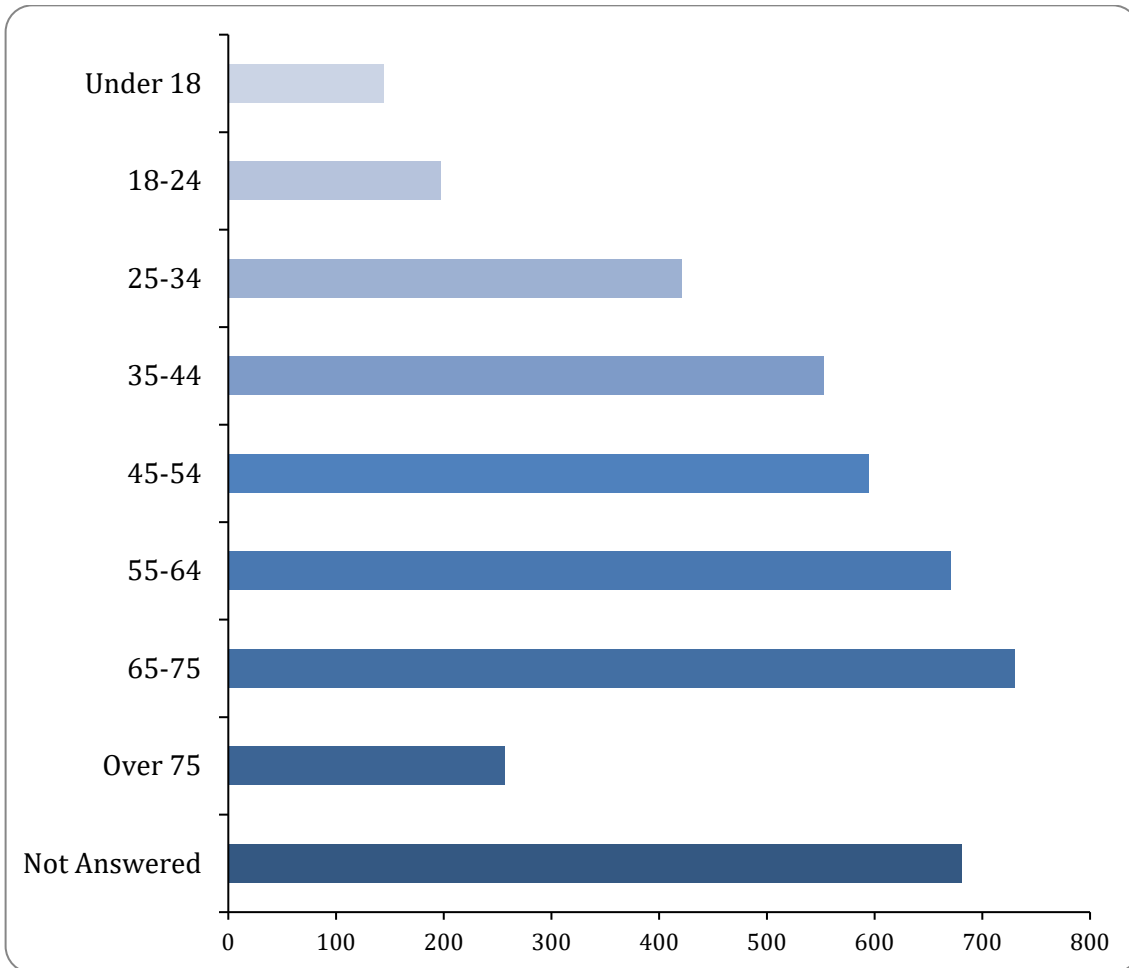
What part of Aotearoa are you from?



Option	Total	Percent
Northland (Te Tai Tokerau)	112	2.64%
Auckland (Tāmaki-makau-rau)	1044	24.57%
Waikato	270	6.35%
Bay of Plenty (Te Moana-a-Toi)	165	3.88%
Gisborne (Te Tai Rāwhiti)	41	0.96%
Hawke's Bay (Te Matau-a-Māui)	76	1.79%
Taranaki	82	1.93%
Manawatū-Whanganui	142	3.34%
Wellington (Te Whanga-nui-a-Tara)	957	22.52%
Tasman (Te Tai-o-Aorere)	56	1.32%
Nelson (Whakatū)	101	2.38%
Marlborough (Te Tauihu-o-te-waka)	32	0.75%
West Coast (Te Tai Poutini)	46	1.08%
Canterbury (Waitaha)	599	14.10%
Otago (Ōtākou)	325	7.65%

Southland (Murihiku)	48	1.13%
Other (please specify)	153	3.60%
Not Answered	0	0.00%

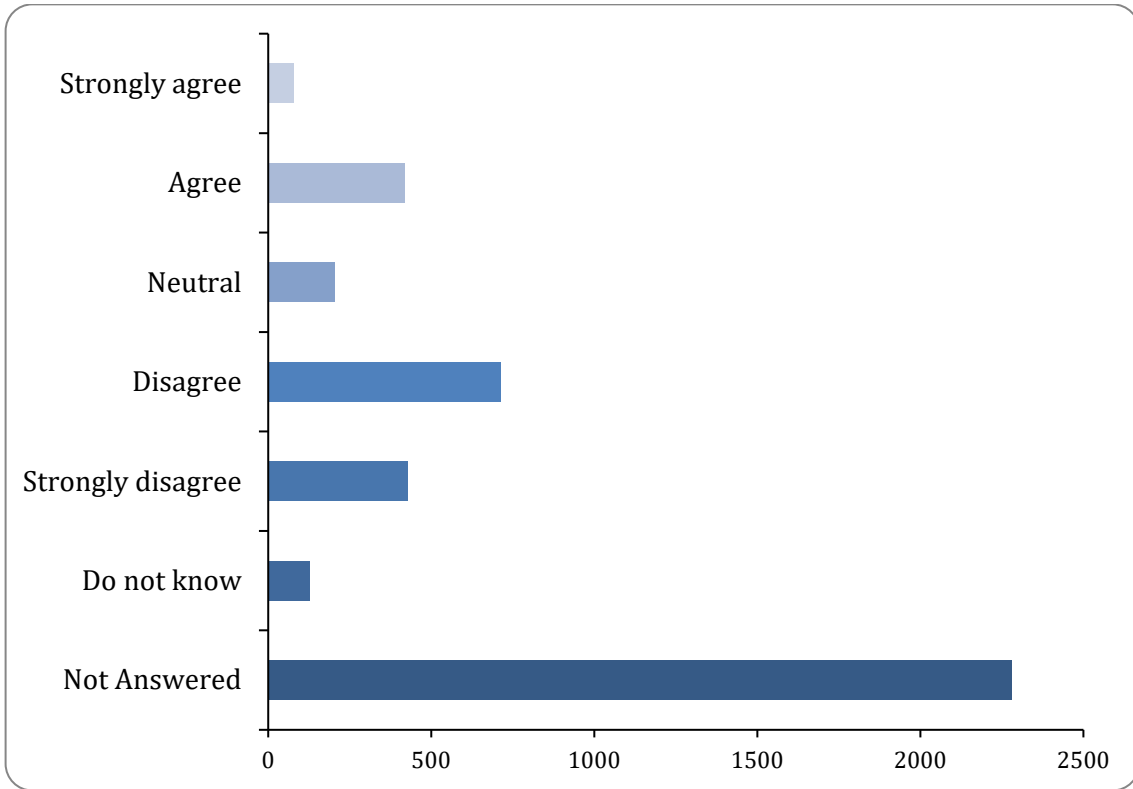
What is your age group?



Option	Total	Percent
Under 18	144	3.39%
18-24	197	4.64%
25-34	421	9.91%
35-44	553	13.01%
45-54	595	14.00%
55-64	671	15.79%
65-75	730	17.18%
Over 75	257	6.05%
Not Answered	681	16.03%

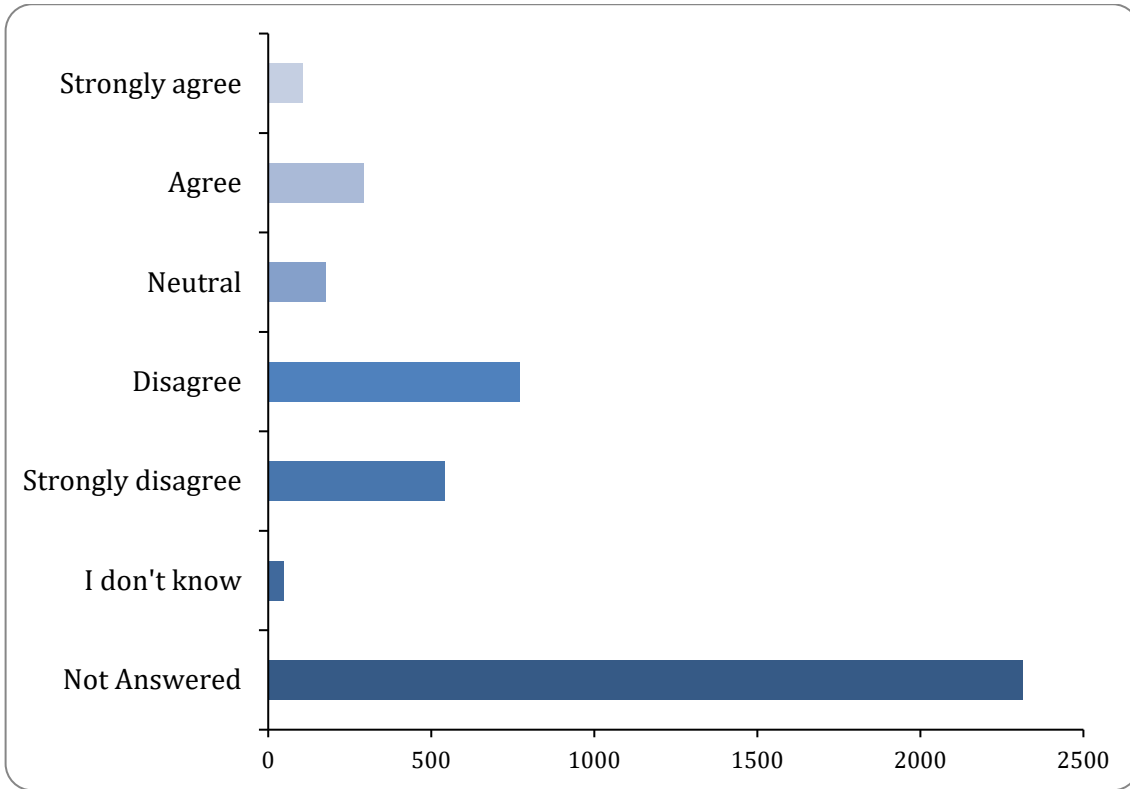
Section 2: The Six Big Decisions

1: Do you agree that the emissions budgets we have proposed would put Aotearoa on course to meet the 2050 emissions targets?



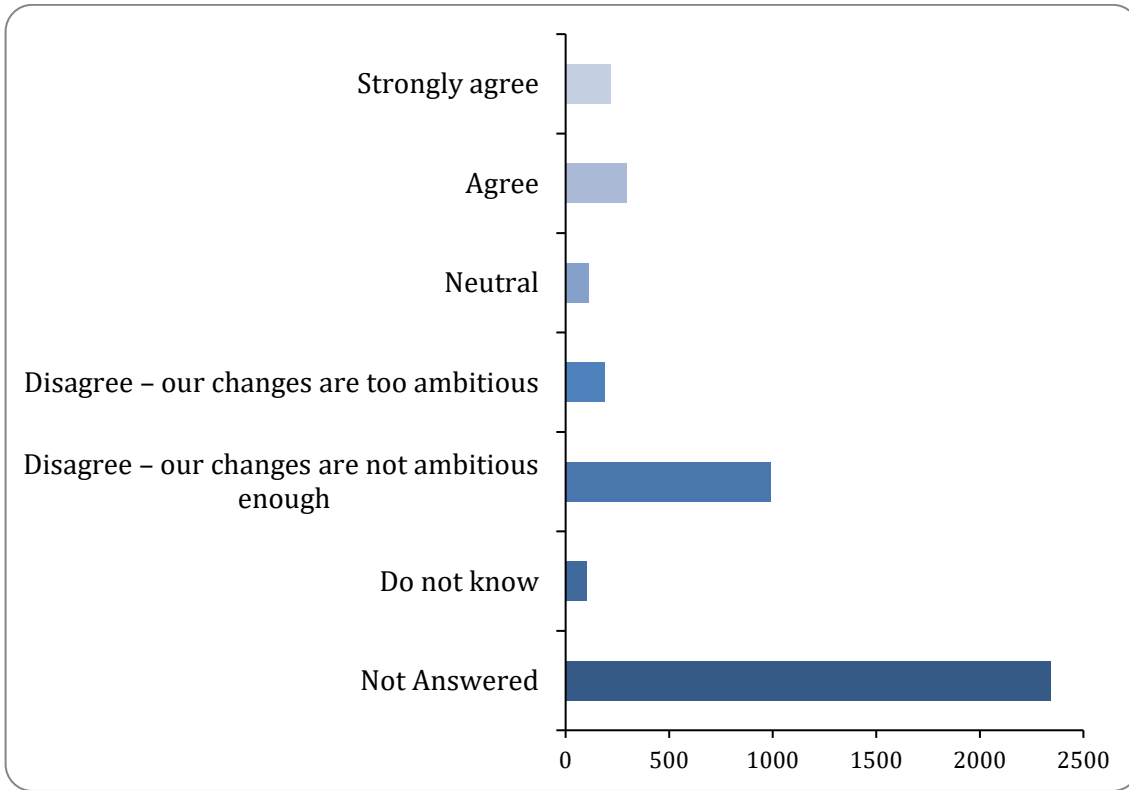
Option	Total	Percent
Strongly agree	79	1.86%
Agree	419	9.86%
Neutral	203	4.78%
Disagree	713	16.78%
Strongly disagree	428	10.07%
Do not know	127	2.99%
Not Answered	2280	53.66%

2: Do you agree we have struck a fair balance between requiring the current generation to take action, and leaving future generations to do more work to meet the 2050 target and beyond?



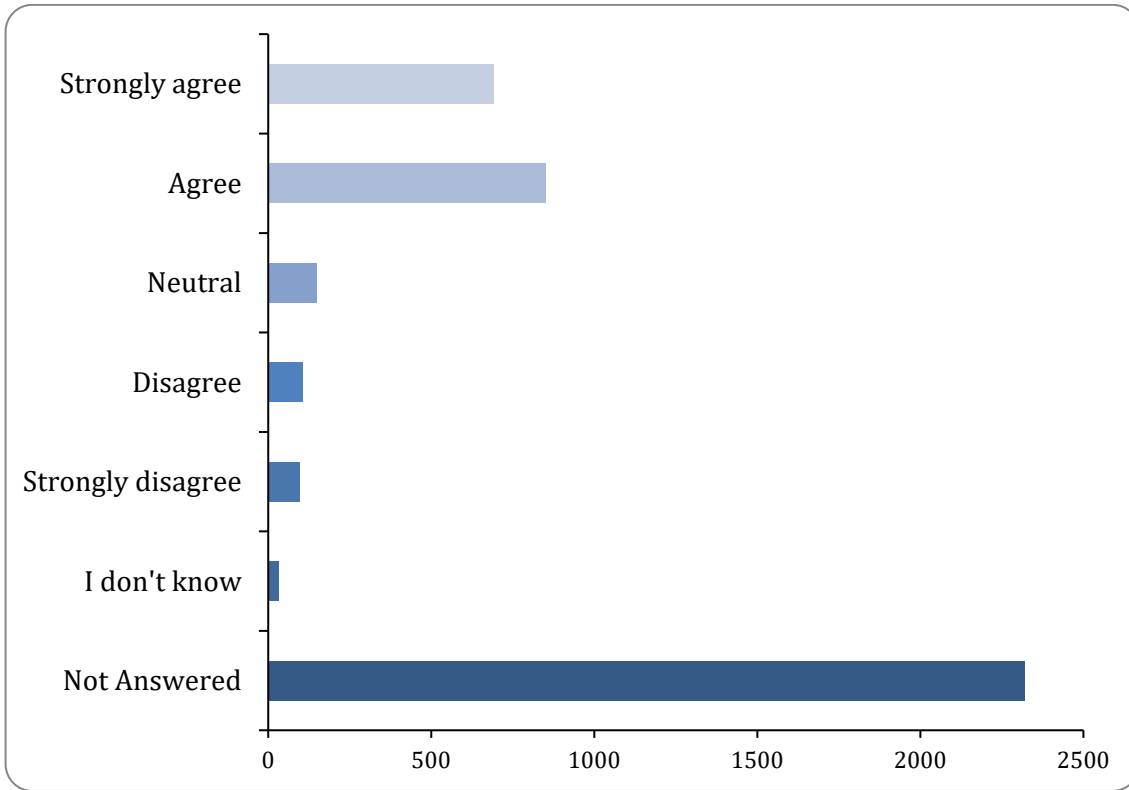
Option	Total	Percent
Strongly agree	106	2.49%
Agree	293	6.90%
Neutral	175	4.12%
Disagree	771	18.15%
Strongly disagree	542	12.76%
I don't know	49	1.15%
Not Answered	2313	54.44%

3: Do you agree with the changes we have suggested to make the NDC compatible with the 1.5°C goal?



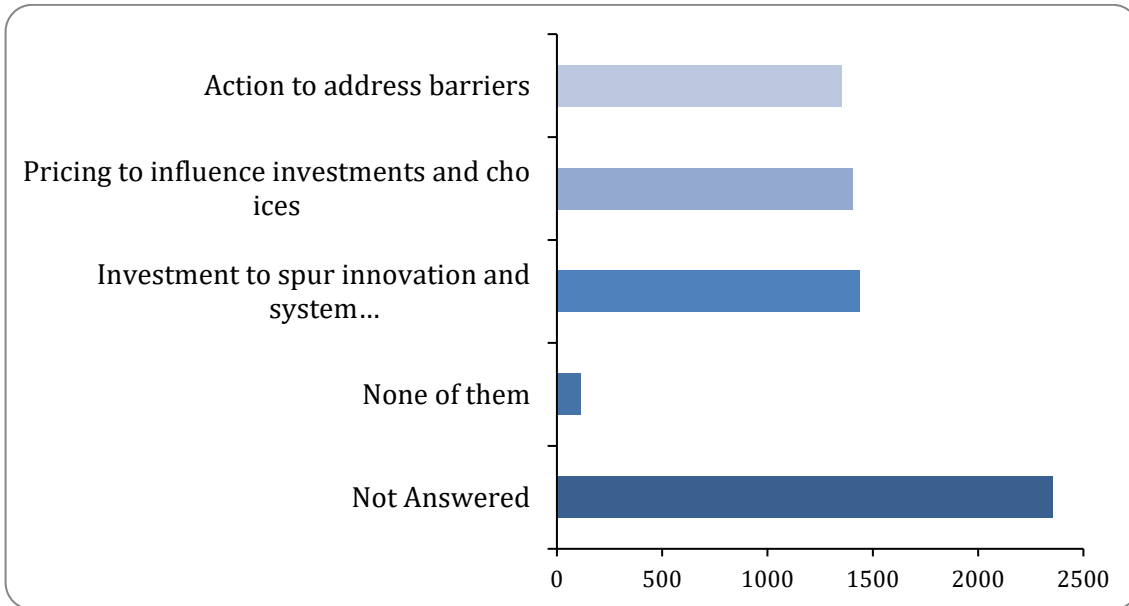
Option	Total	Percent
Strongly agree	219	5.15%
Agree	295	6.94%
Neutral	111	2.61%
Disagree – our changes are too ambitious	189	4.45%
Disagree – our changes are not ambitious enough	993	23.37%
Do not know	101	2.38%
Not Answered	2341	55.10%

4: Do you agree with our approach to meet the 2050 target that prioritises growing new native forests to provide a long-term store of carbon?



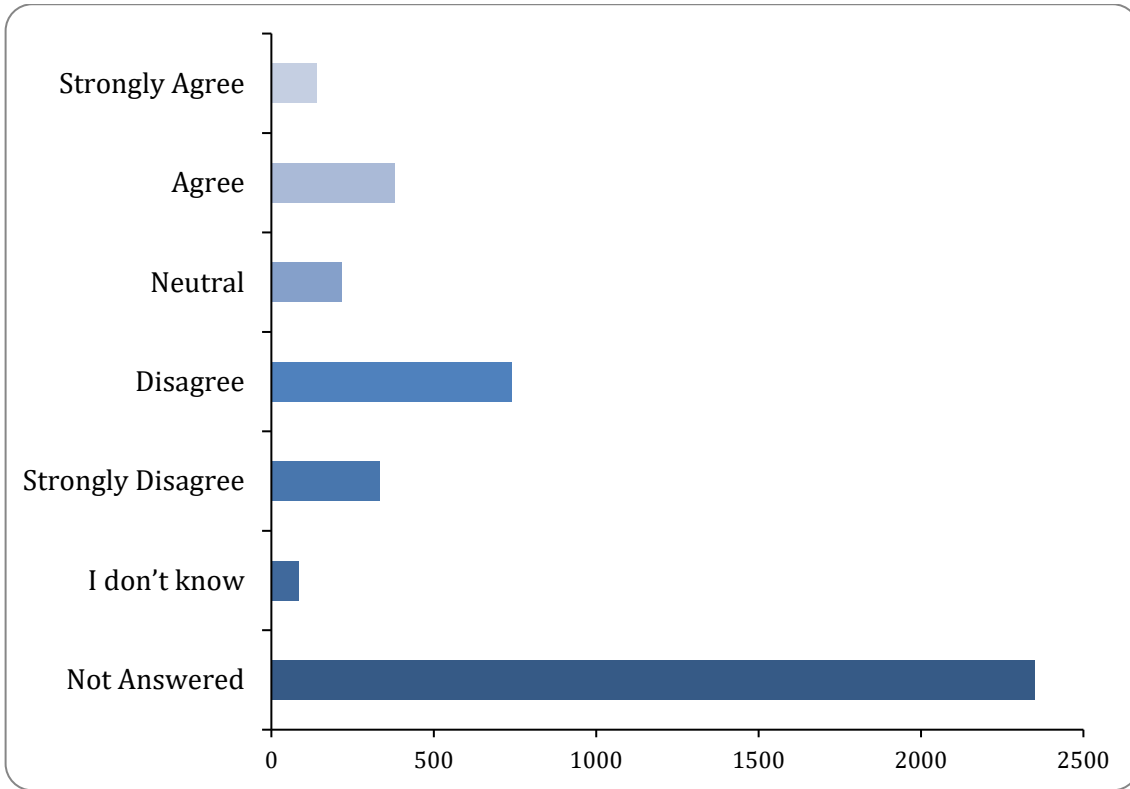
Option	Total	Percent
Strongly agree	693	16.31%
Agree	851	20.03%
Neutral	148	3.48%
Disagree	106	2.49%
Strongly disagree	98	2.31%
I don't know	32	0.75%
Not Answered	2321	54.62%

5: What are the most urgent policy interventions needed to help meet our emissions budgets? (Select all that apply)



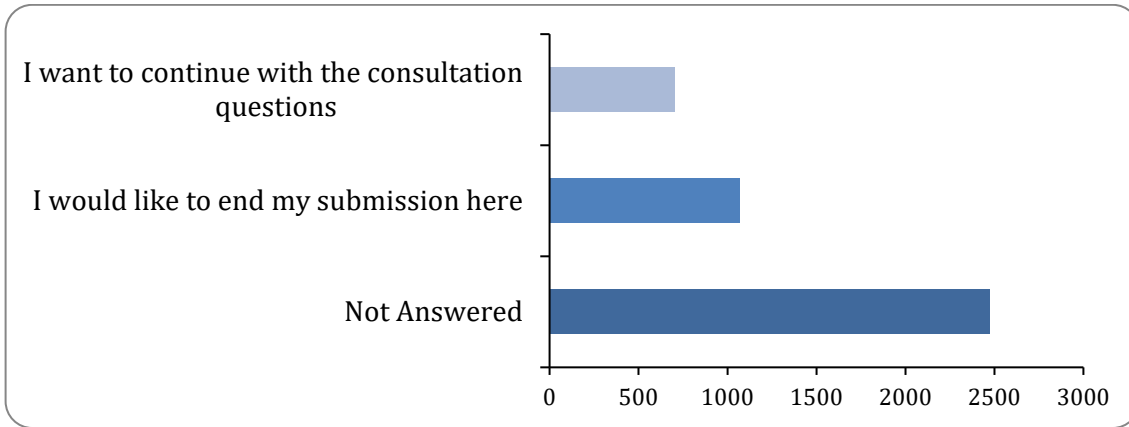
Option	Total	Percent
Action to address barriers	1350	31.77%
Pricing to influence investments and choices	1402	33.00%
Investment to spur innovation and system transformation	1439	33.87%
None of them	114	2.68%
Not Answered	2353	55.38%

6: Do you think our proposed emissions budgets and path to 2035 are both ambitious and achievable considering the potential for future behaviour and technology changes in the next 15 years?



Option	Total	Percent
Strongly Agree	140	3.29%
Agree	381	8.97%
Neutral	218	5.13%
Disagree	740	17.42%
Strongly Disagree	335	7.88%
I don't know	85	2.00%
Not Answered	2350	55.31%

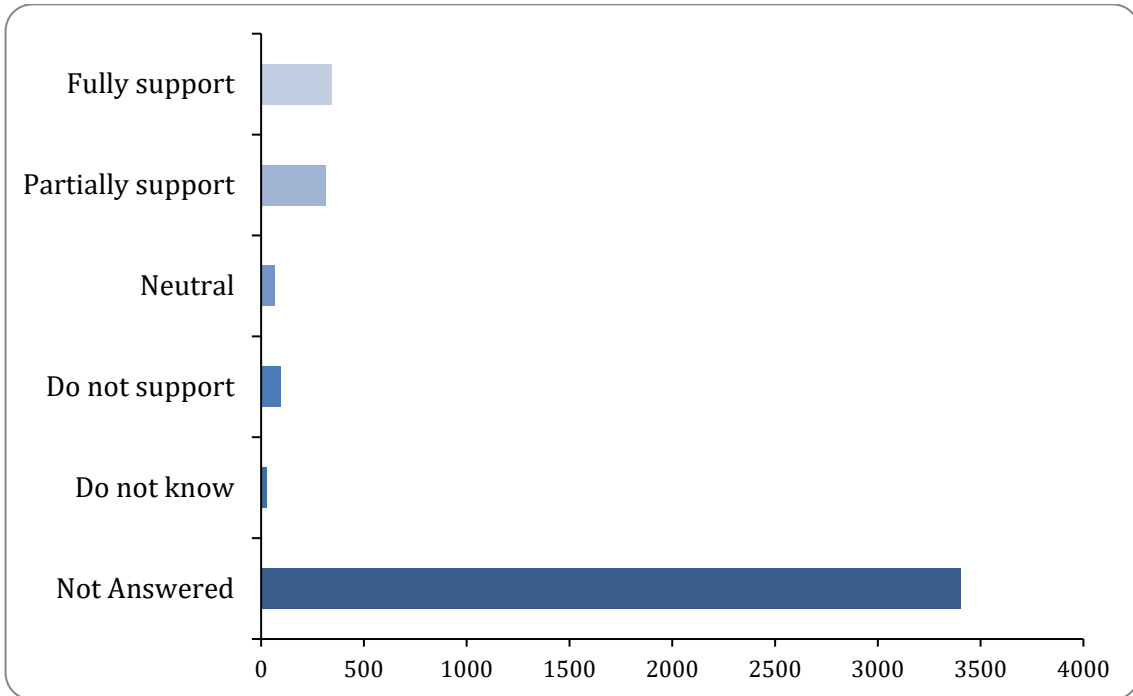
Would you like to end your submission here, or move on to the detailed section of our consultation?



Option	Total	Percent
I want to continue with the consultation questions	707	16.64%
I would like to end my submission here	1067	25.11%
Not Answered	2475	58.25%

Section 3: Detailed Consultation Questions

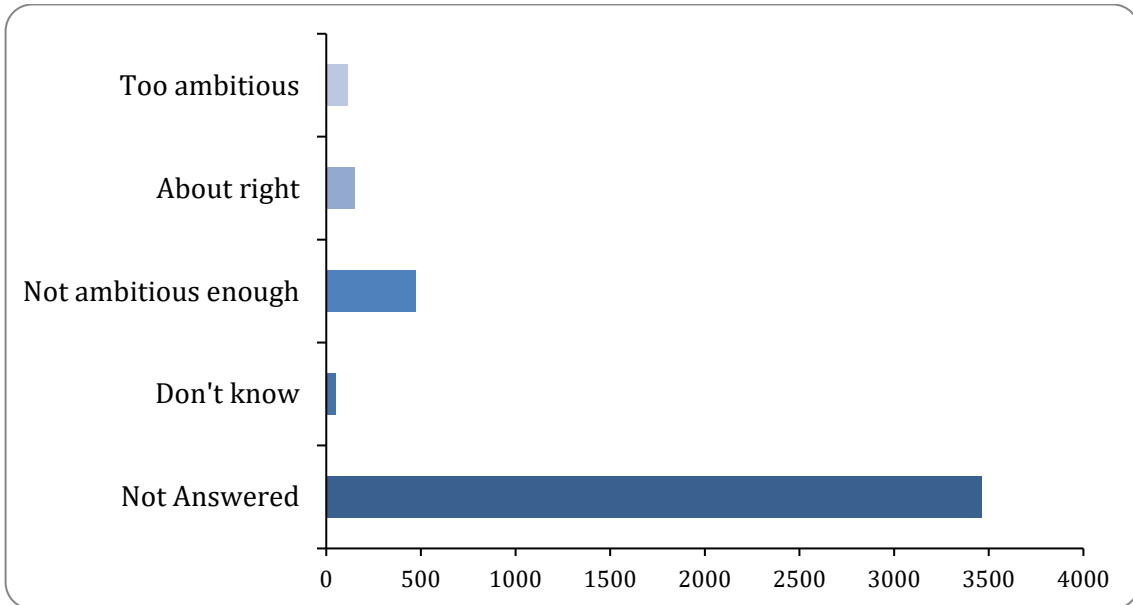
1: Do you support the principles we have used to guide our analysis?



Option	Total	Percent
Fully support	341	8.03%
Partially support	313	7.37%
Neutral	68	1.60%
Do not support	97	2.28%
Do not know	28	0.66%
Not Answered	3402	80.07%

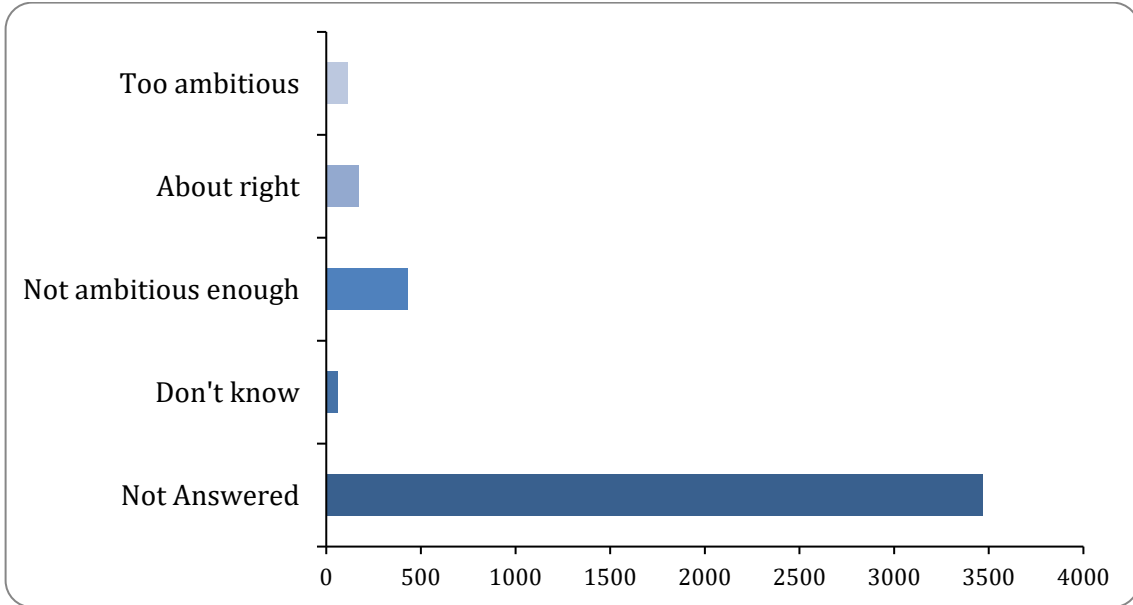
2: Do you support budget recommendation 1? Is there anything we should change and why?

Emissions budget 1 (2022 – 2025)



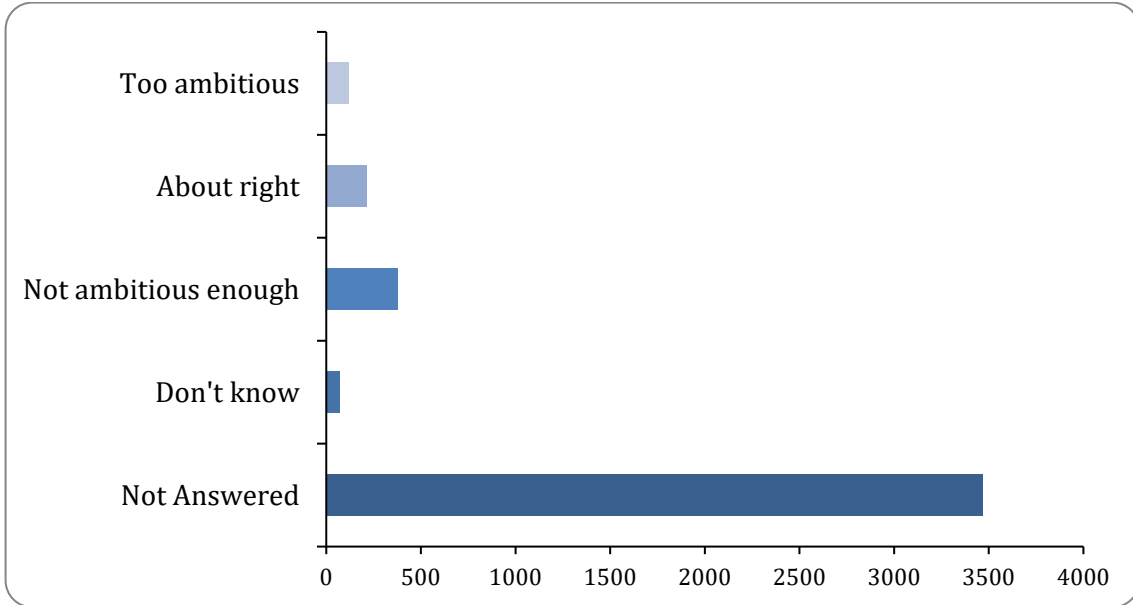
Option	Total	Percent
Too ambitious	111	2.61%
About right	153	3.60%
Not ambitious enough	473	11.13%
Don't know	51	1.20%
Not Answered	3461	81.45%

Emissions budget 2 (2026-2030)



Option	Total	Percent
Too ambitious	116	2.73%
About right	174	4.10%
Not ambitious enough	432	10.17%
Don't know	61	1.44%
Not Answered	3466	81.57%

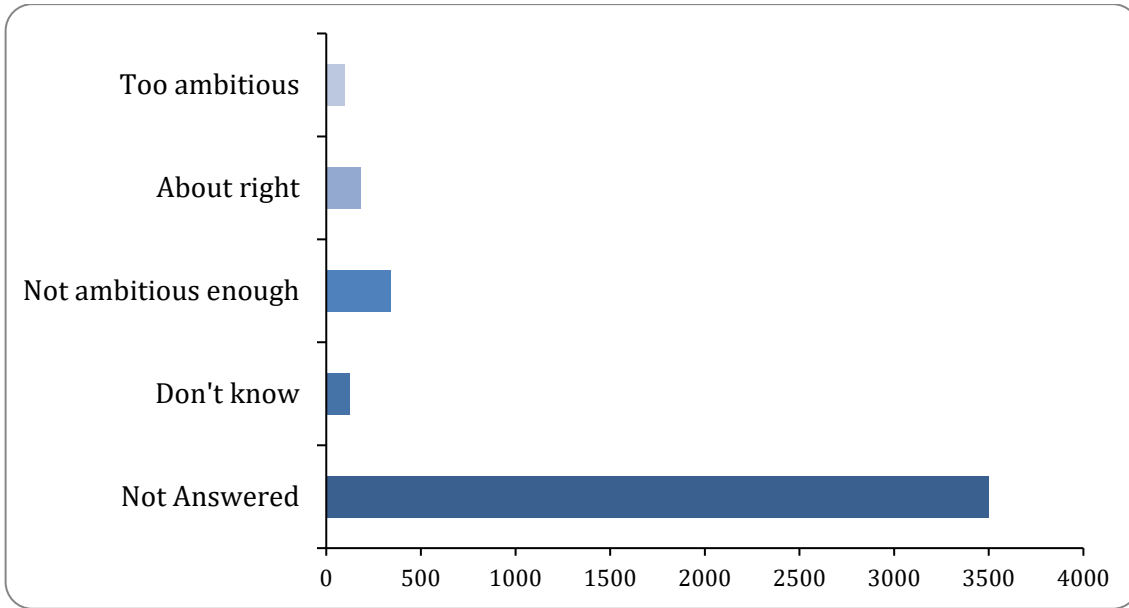
Emissions budget 3 (2031-2035)



Option	Total	Percent
Too ambitious	120	2.82%
About right	213	5.01%
Not ambitious enough	380	8.94%
Don't know	70	1.65%
Not Answered	3466	81.57%

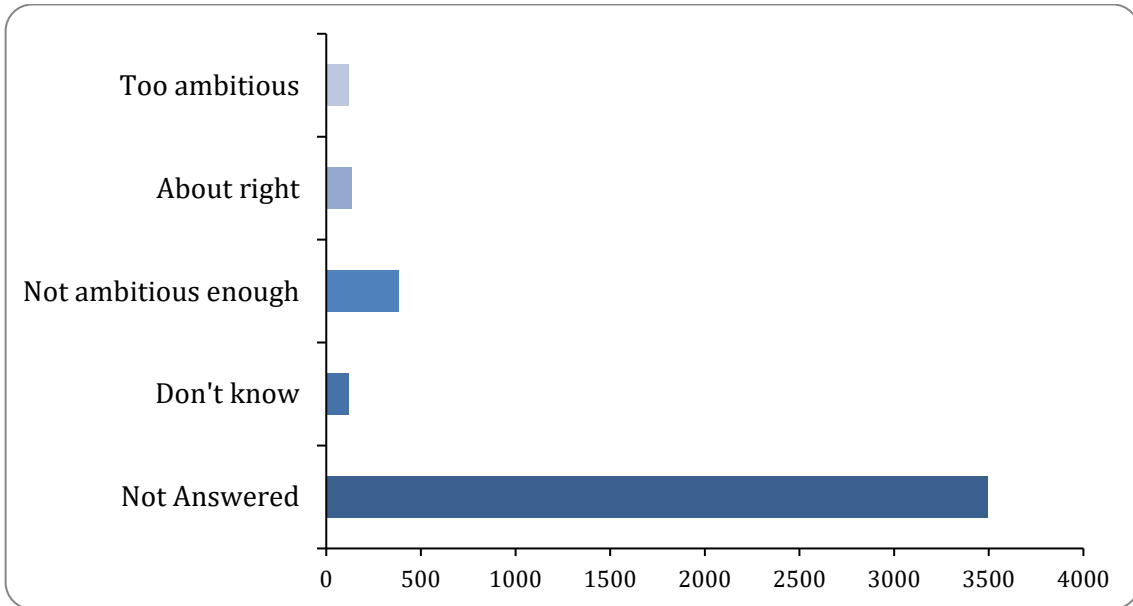
3: Do you support our proposed break down of emissions budgets between gross long-lived gases, biogenic methane and carbon removals from forestry? Is there anything we should change, and why?

Gross long-lived gases



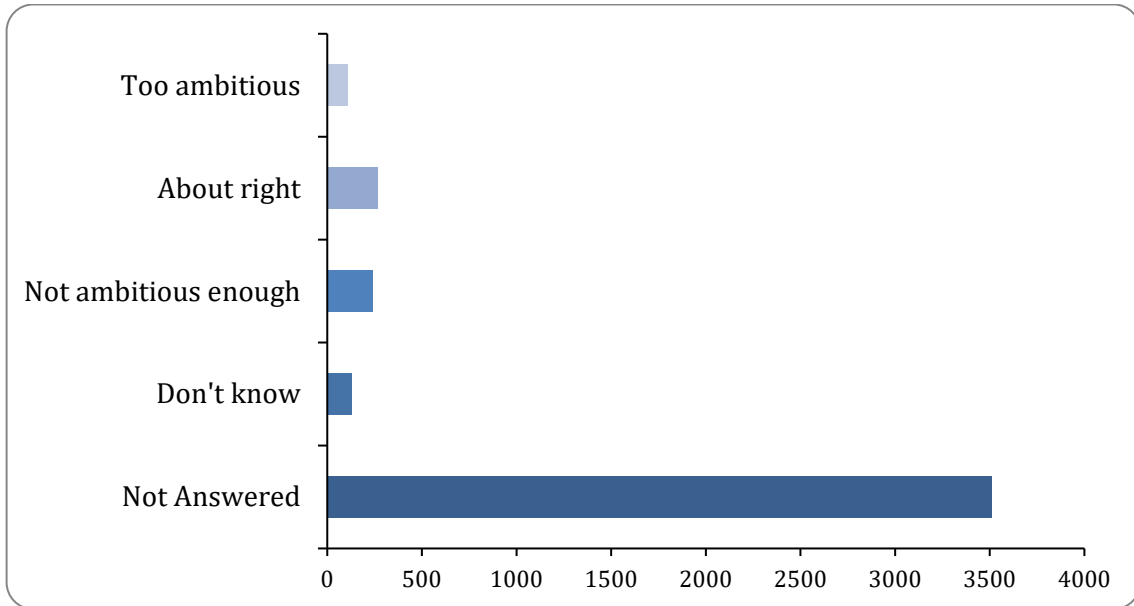
Option	Total	Percent
Too ambitious	100	2.35%
About right	182	4.28%
Not ambitious enough	342	8.05%
Don't know	124	2.92%
Not Answered	3501	82.40%

Biogenic methane



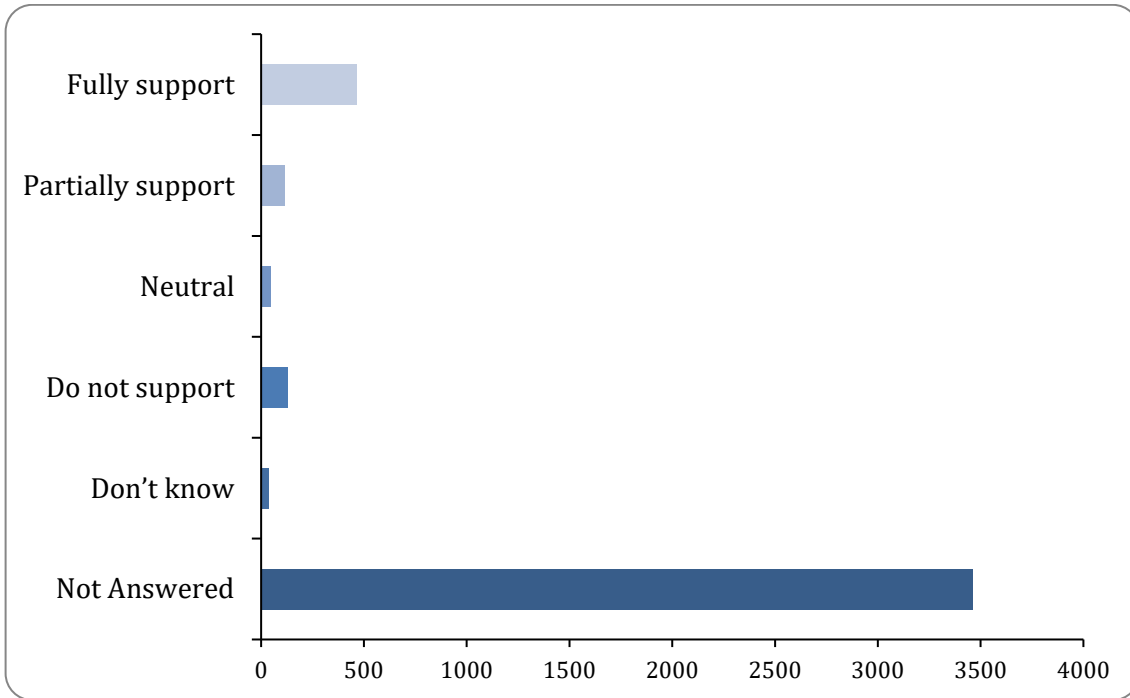
Option	Total	Percent
Too ambitious	118	2.78%
About right	135	3.18%
Not ambitious enough	381	8.97%
Don't know	119	2.80%
Not Answered	3496	82.28%

Forestry



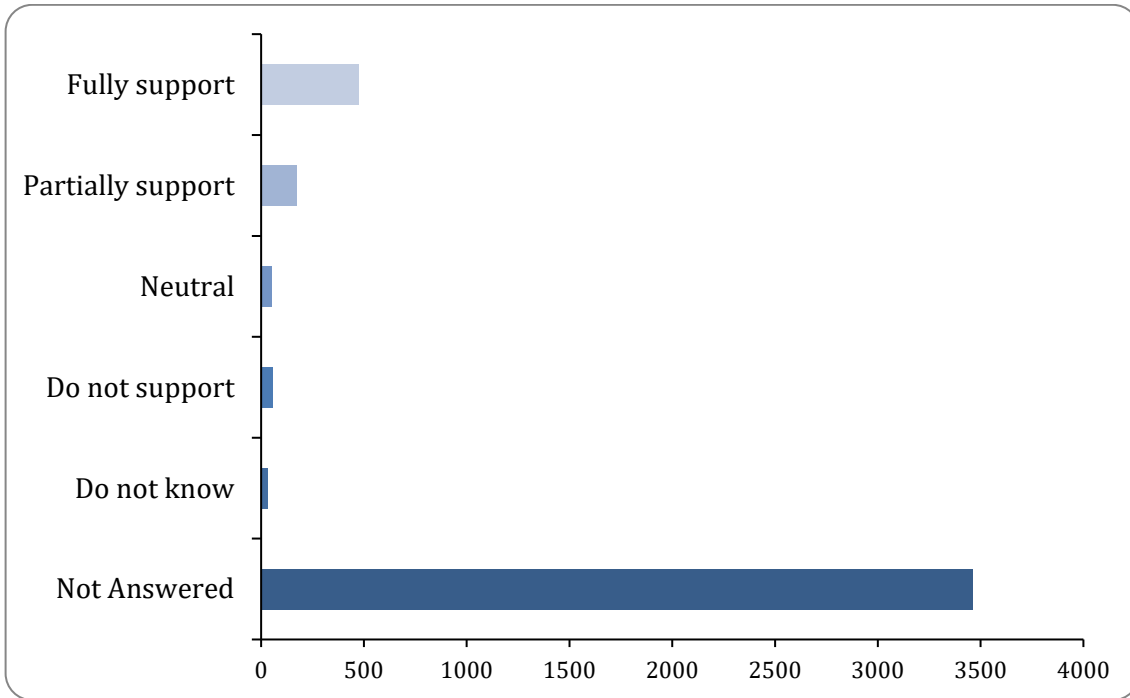
Option	Total	Percent
Too ambitious	108	2.54%
About right	266	6.26%
Not ambitious enough	240	5.65%
Don't know	127	2.99%
Not Answered	3508	82.56%

4: Do you support budget recommendation 4? Is there anything we should change, and why?



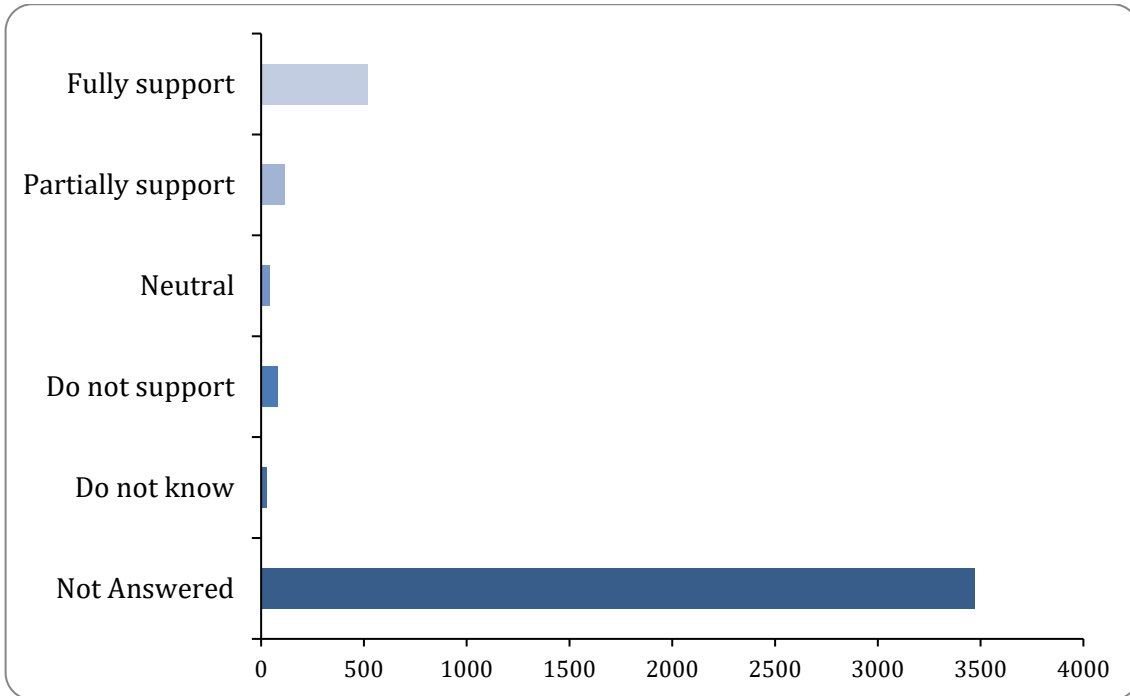
Option	Total	Percent
Fully support	467	10.99%
Partially support	116	2.73%
Neutral	44	1.04%
Do not support	128	3.01%
Don't know	35	0.82%
Not Answered	3459	81.41%

5: Do you support enabling recommendation 1 on cross-party support for emissions budgets? Is there anything we should change and why?



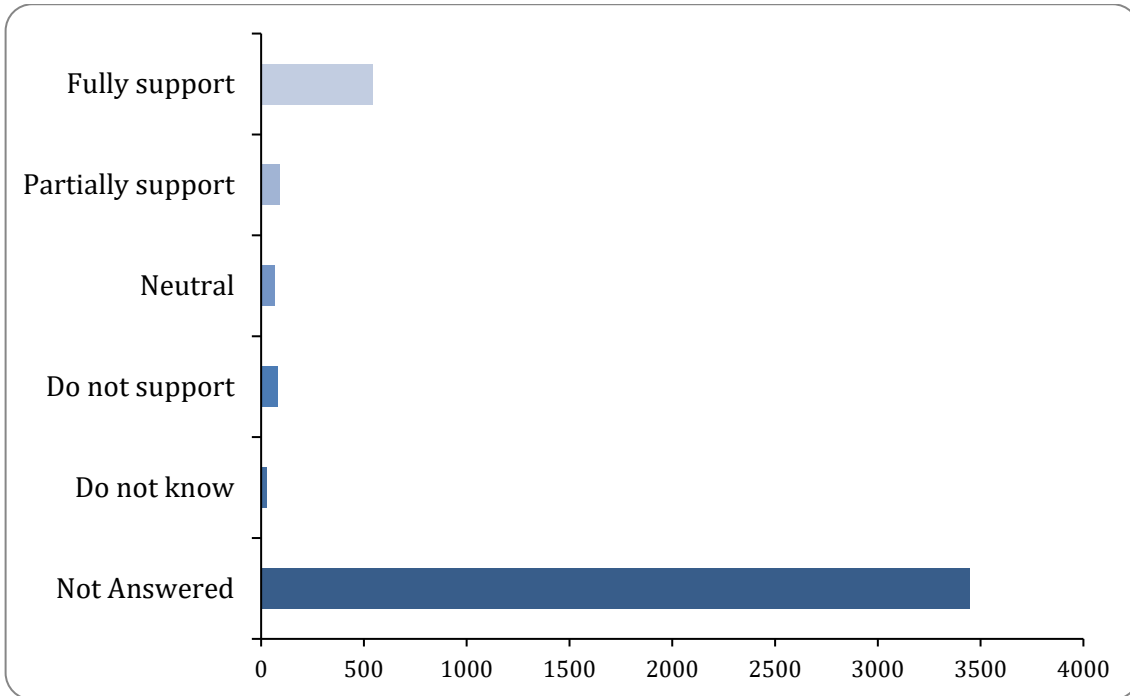
Option	Total	Percent
Fully support	475	11.18%
Partially support	174	4.10%
Neutral	53	1.25%
Do not support	55	1.29%
Do not know	31	0.73%
Not Answered	3461	81.45%

6: Do you support enabling recommendation 6 on coordinating efforts to address climate change across Government? Is there anything we should change and why?



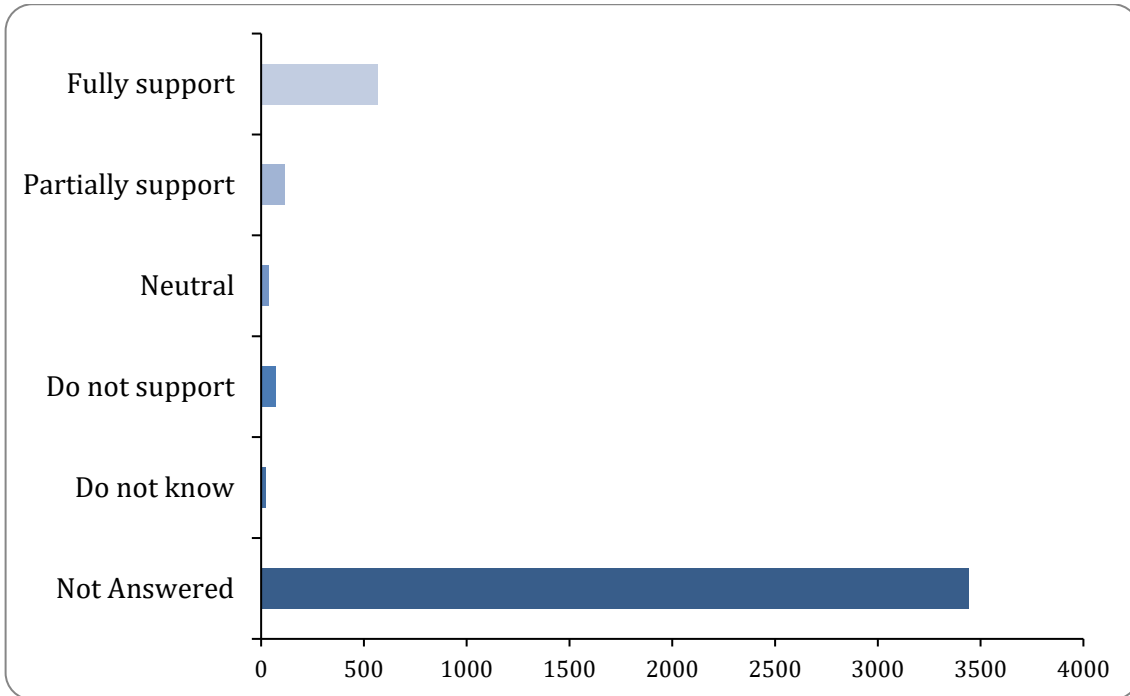
Option	Total	Percent
Fully support	517	12.17%
Partially support	113	2.66%
Neutral	39	0.92%
Do not support	80	1.88%
Do not know	29	0.68%
Not Answered	3471	81.69%

7: Do you support enabling recommendation 3 on creating a genuine, active and enduring partnership with iwi/Māori? Is there anything we should change and why?



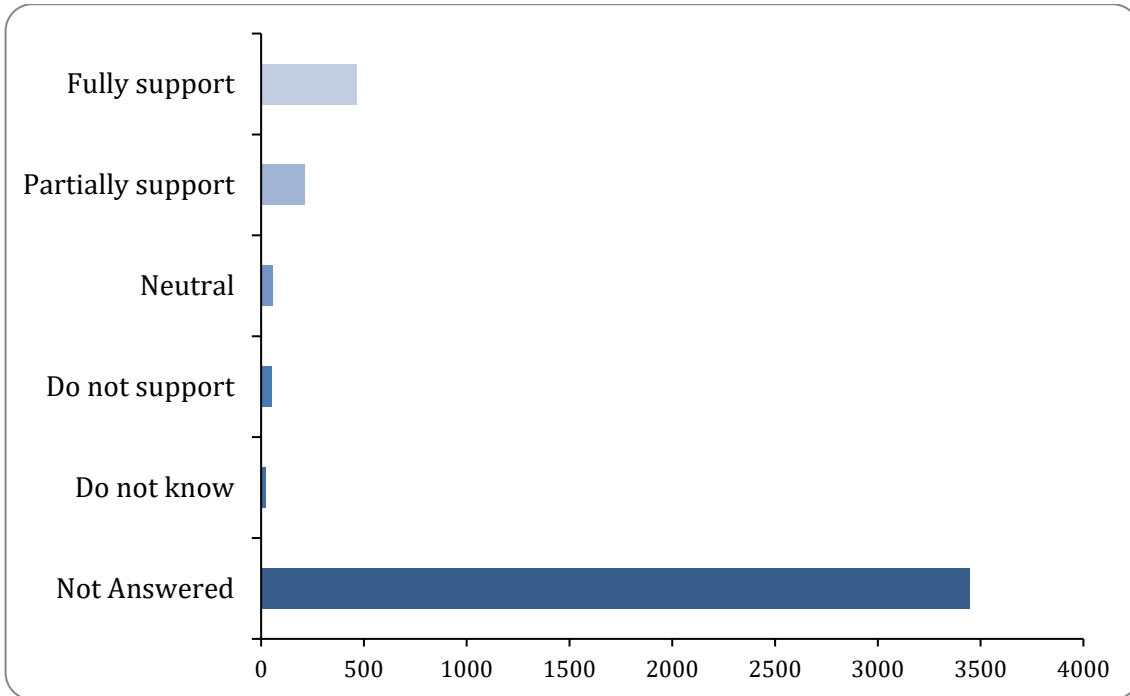
Option	Total	Percent
Fully support	542	12.76%
Partially support	90	2.12%
Neutral	64	1.51%
Do not support	78	1.84%
Do not know	29	0.68%
Not Answered	3446	81.10%

8: Do you support enabling recommendation 4 on central and local government working in partnership? Is there anything we should change and why?



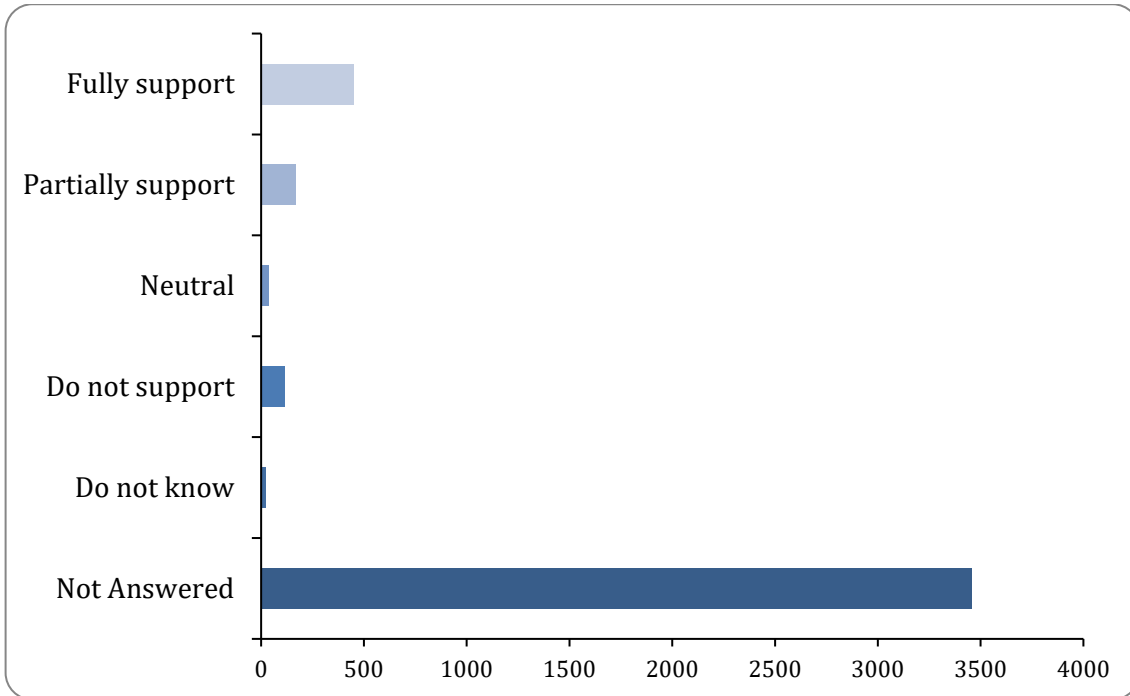
Option	Total	Percent
Fully support	566	13.32%
Partially support	115	2.71%
Neutral	35	0.82%
Do not support	72	1.69%
Do not know	20	0.47%
Not Answered	3441	80.98%

9: Do you support enabling recommendation 5 on establishing processes for incorporating the views of all New Zealanders? Is there anything we should change and why?



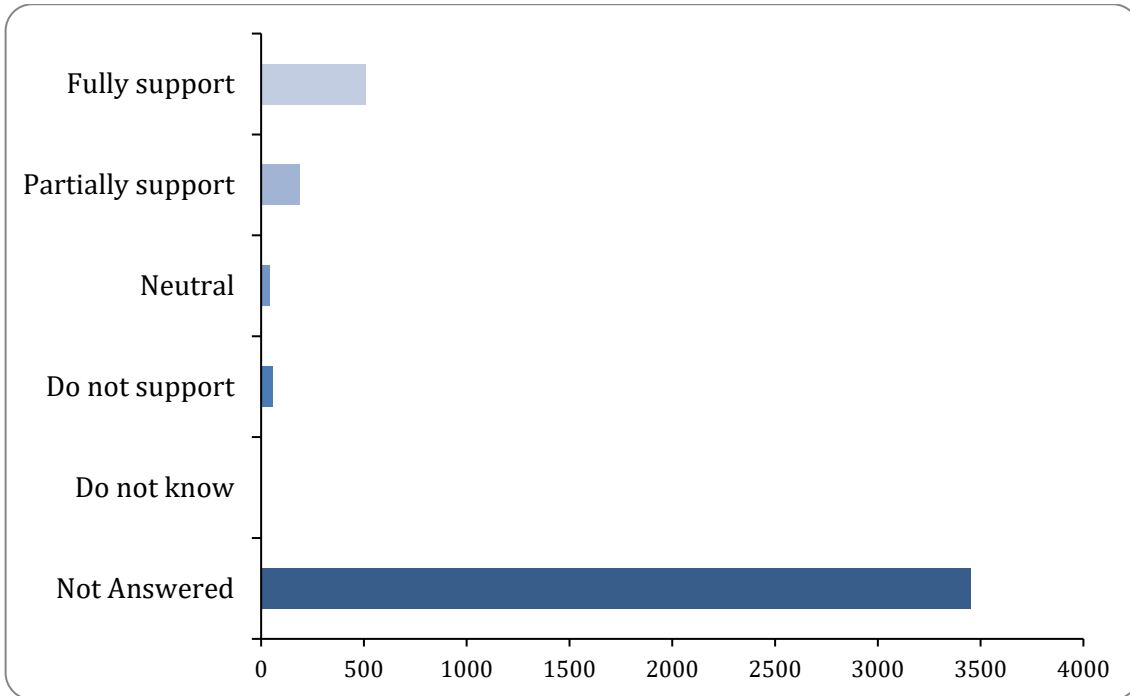
Option	Total	Percent
Fully support	464	10.92%
Partially support	211	4.97%
Neutral	56	1.32%
Do not support	49	1.15%
Do not know	21	0.49%
Not Answered	3448	81.15%

10: Do you support our approach to focus on decarbonising sources of long-lived gas emissions where possible? Is there anything we should change and why?



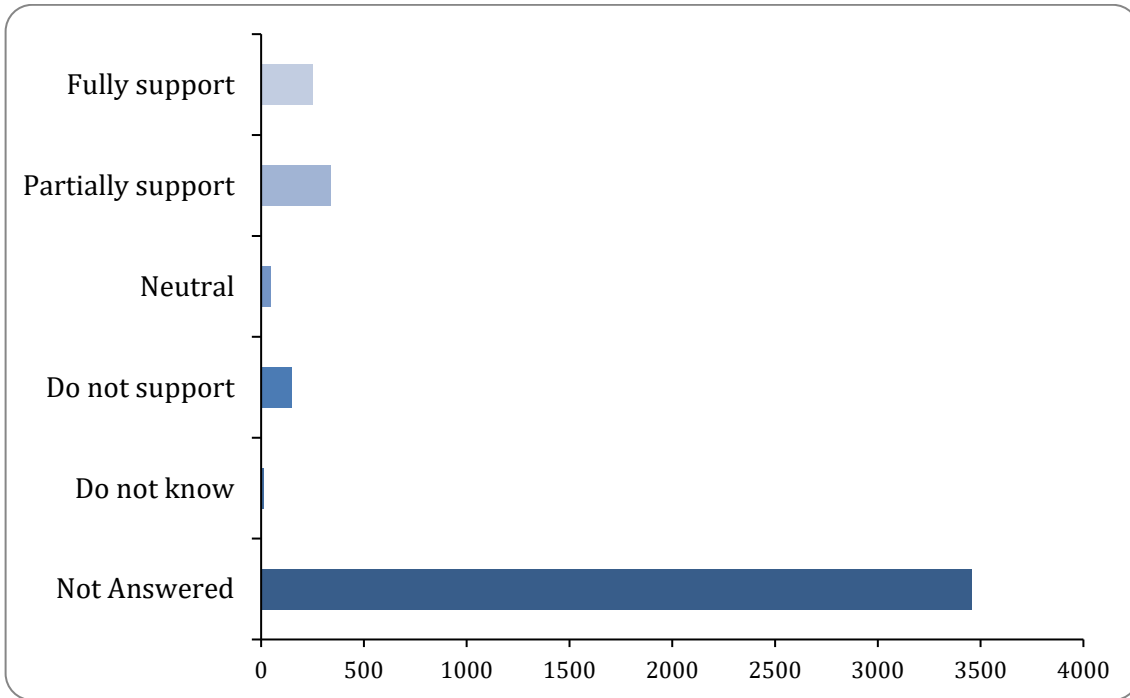
Option	Total	Percent
Fully support	452	10.64%
Partially support	168	3.95%
Neutral	38	0.89%
Do not support	114	2.68%
Do not know	20	0.47%
Not Answered	3457	81.36%

11: Do you support our approach to focus on growing new native forests to create a long-lived source of carbon removals? Is there anything we should change and why?



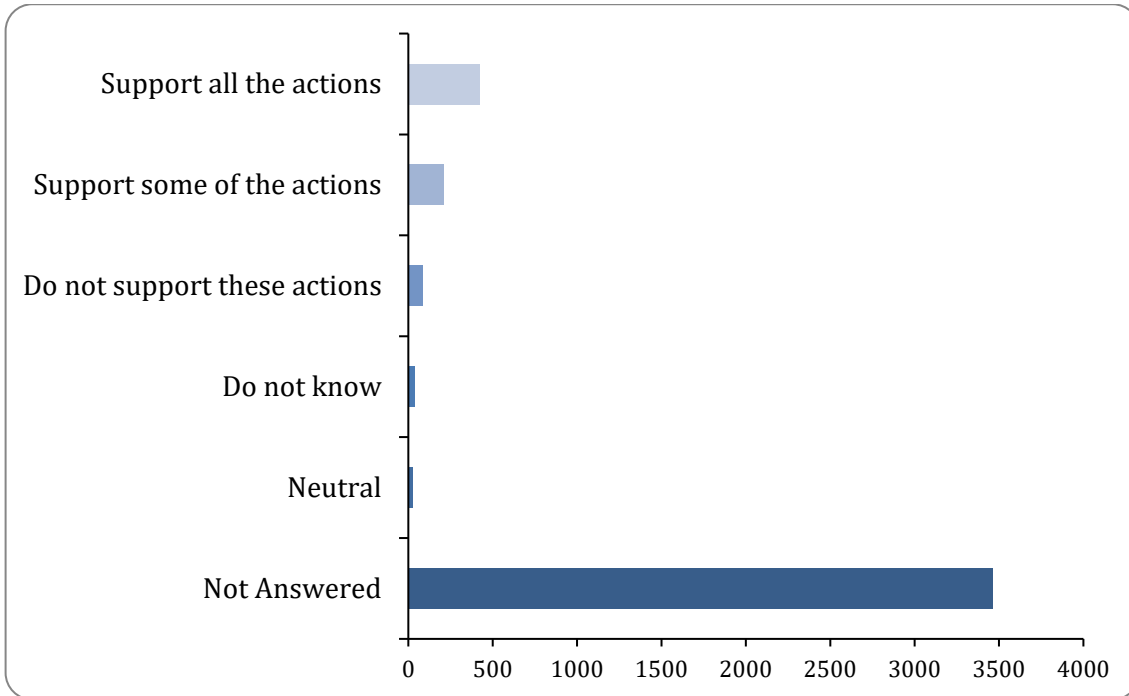
Option	Total	Percent
Fully support	509	11.98%
Partially support	189	4.45%
Neutral	40	0.94%
Do not support	57	1.34%
Do not know	3	0.07%
Not Answered	3451	81.22%

12: Do you support the overall path that we have proposed to meet the first three budgets? Is there anything we should change and why?



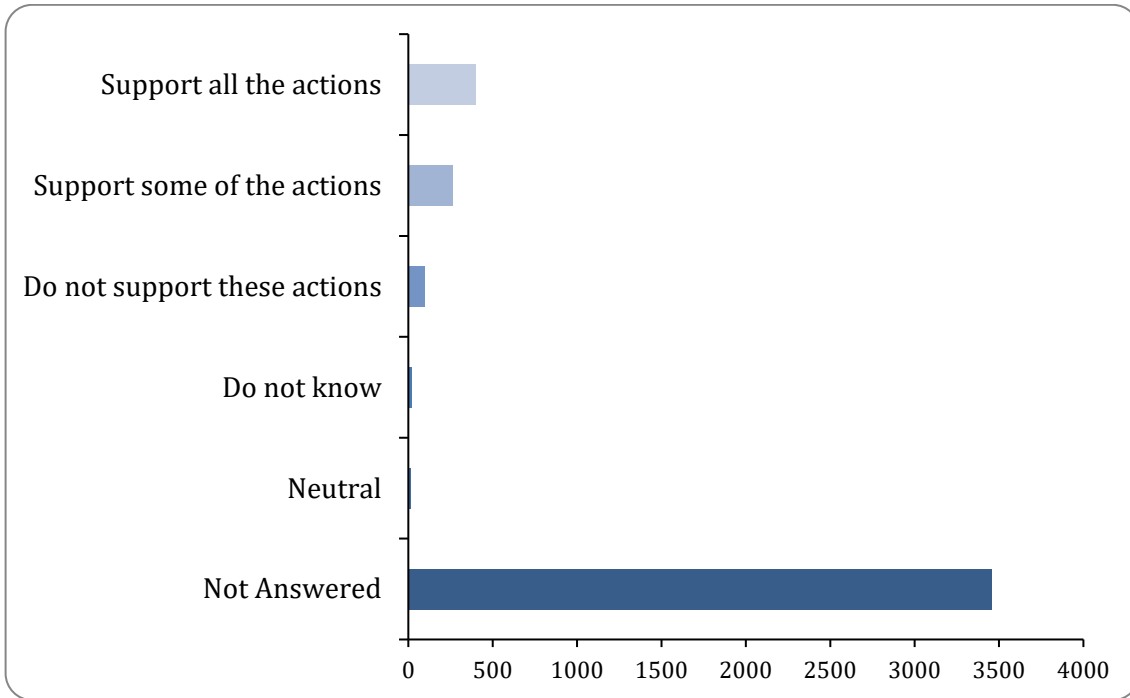
Option	Total	Percent
Fully support	252	5.93%
Partially support	339	7.98%
Neutral	44	1.04%
Do not support	149	3.51%
Do not know	11	0.26%
Not Answered	3454	81.29%

13: Do you support the package of recommendations and actions we have proposed above to ensure an equitable, inclusive and well-planned climate transition, and is there anything we should change?



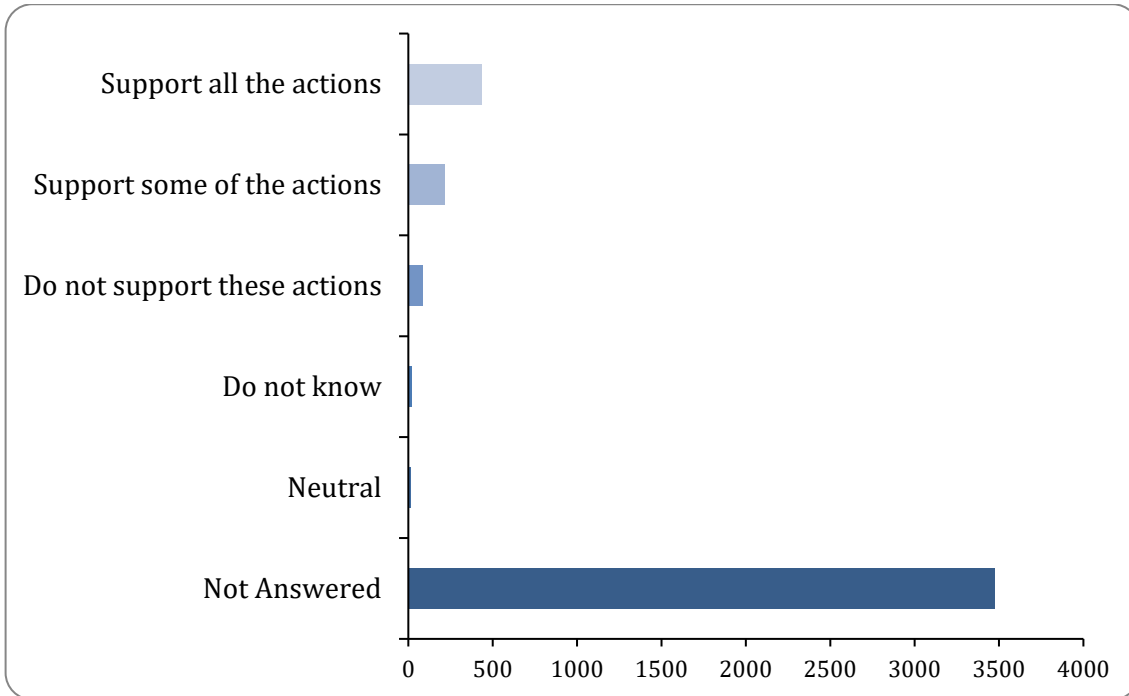
Option	Total	Percent
Support all the actions	424	9.98%
Support some of the actions	211	4.97%
Do not support these actions	87	2.05%
Do not know	36	0.85%
Neutral	27	0.64%
Not Answered	3464	81.53%

14: Do you support the package of recommendations and actions for the transport sector? Is there anything we should change and why?



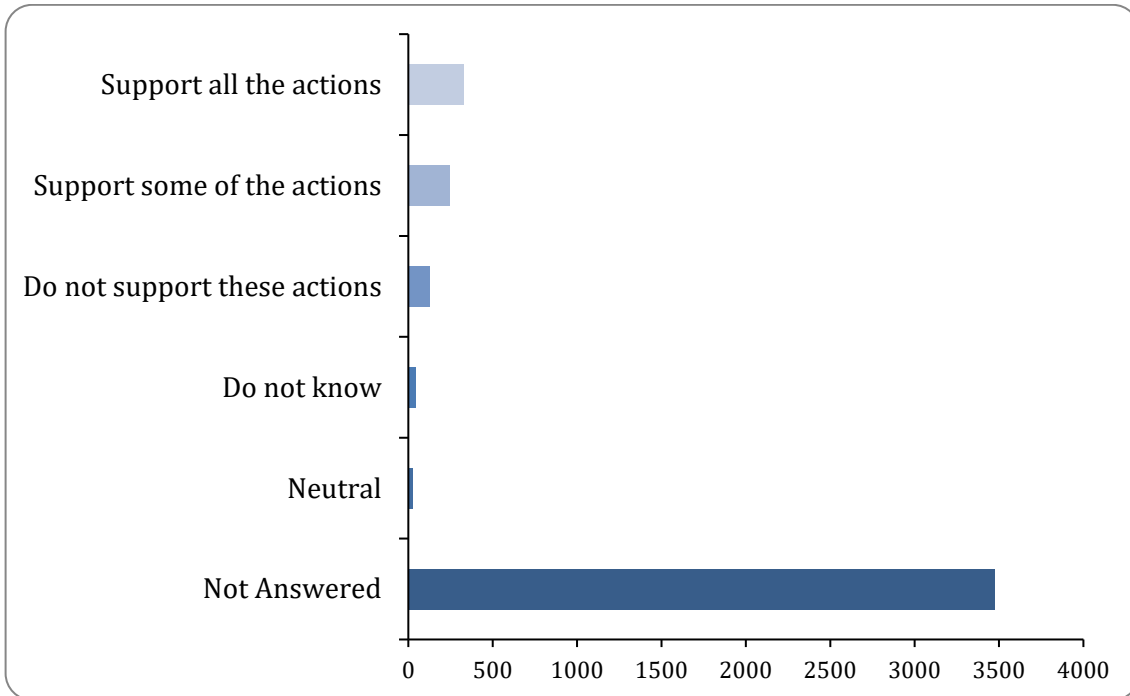
Option	Total	Percent
Support all the actions	400	9.41%
Support some of the actions	262	6.17%
Do not support these actions	97	2.28%
Do not know	18	0.42%
Neutral	12	0.28%
Not Answered	3460	81.43%

15: Do you support the package of recommendations and actions for the heat, industry and power sectors? Is there anything we should change and why?



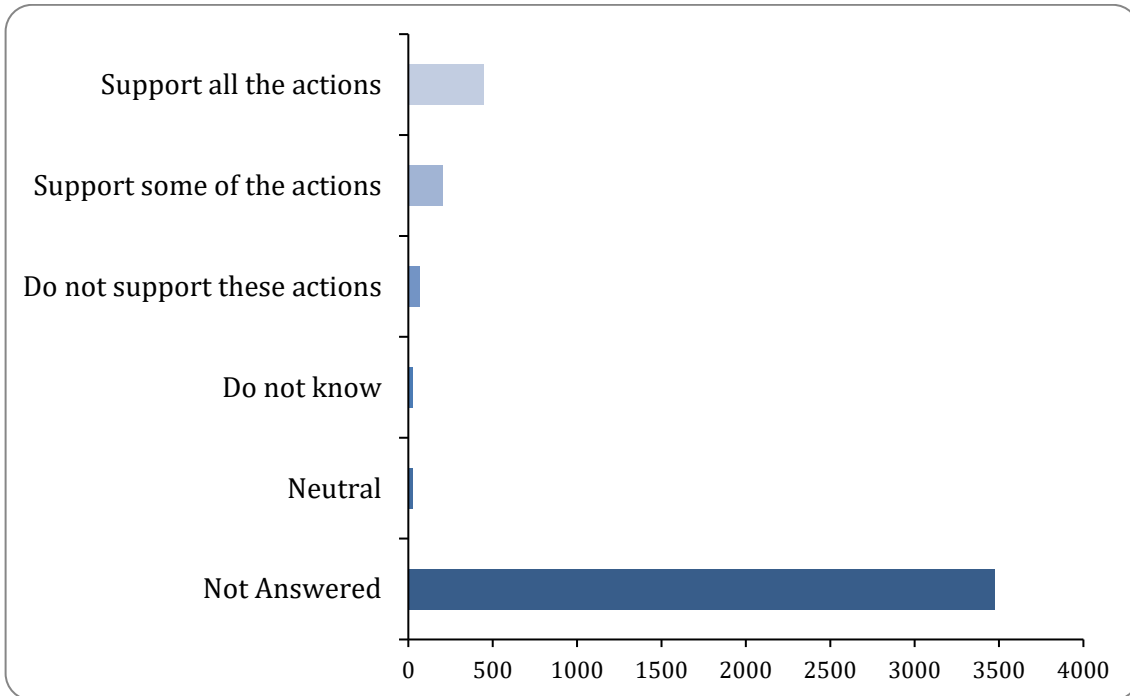
Option	Total	Percent
Support all the actions	436	10.26%
Support some of the actions	214	5.04%
Do not support these actions	87	2.05%
Do not know	20	0.47%
Neutral	14	0.33%
Not Answered	3478	81.85%

16: Do you support the package of recommendations and actions for the agriculture sector, and is there anything we should change?



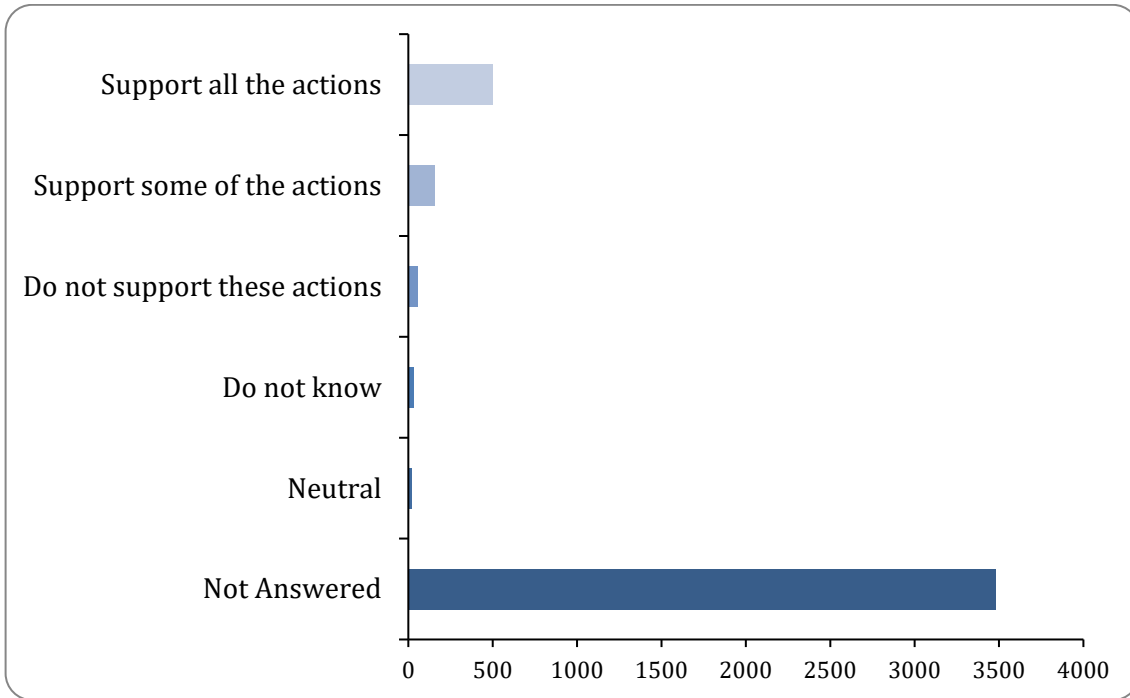
Option	Total	Percent
Support all the actions	329	7.74%
Support some of the actions	243	5.72%
Do not support these actions	130	3.06%
Do not know	44	1.04%
Neutral	25	0.59%
Not Answered	3478	81.85%

17: Do you support the package of recommendations and actions for the forestry sector? Is there anything we should change and why?



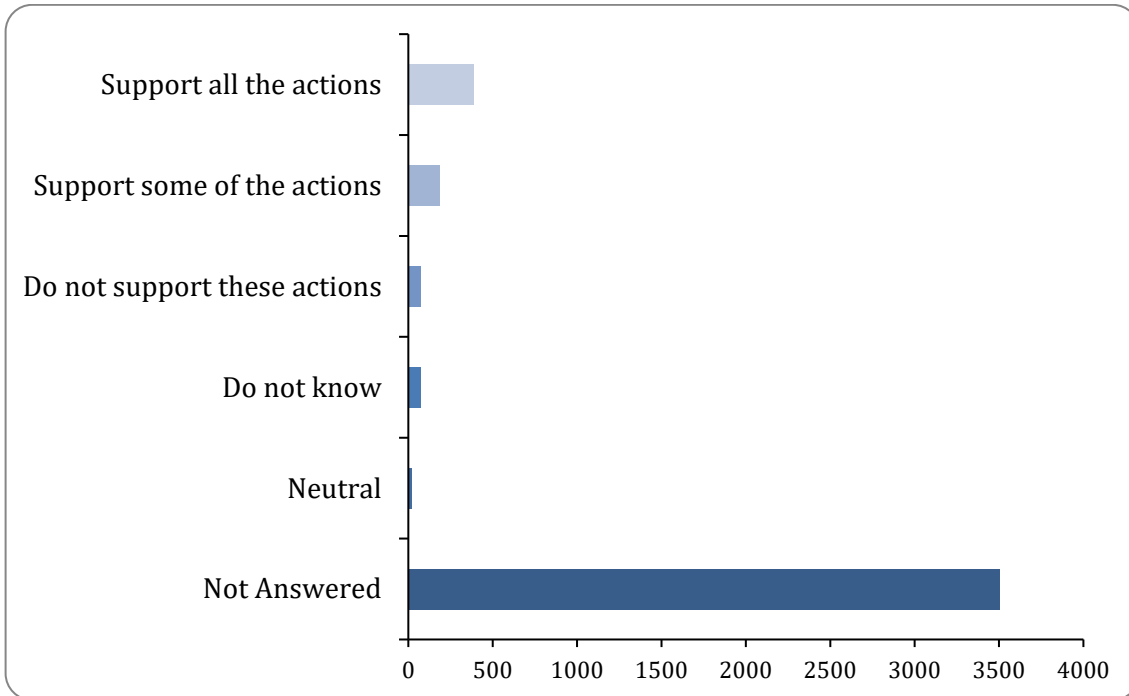
Option	Total	Percent
Support all the actions	449	10.57%
Support some of the actions	204	4.80%
Do not support these actions	68	1.60%
Do not know	27	0.64%
Neutral	25	0.59%
Not Answered	3476	81.81%

18: Do you support the package of recommendations and actions for the waste sector? Is there anything we should change and why?



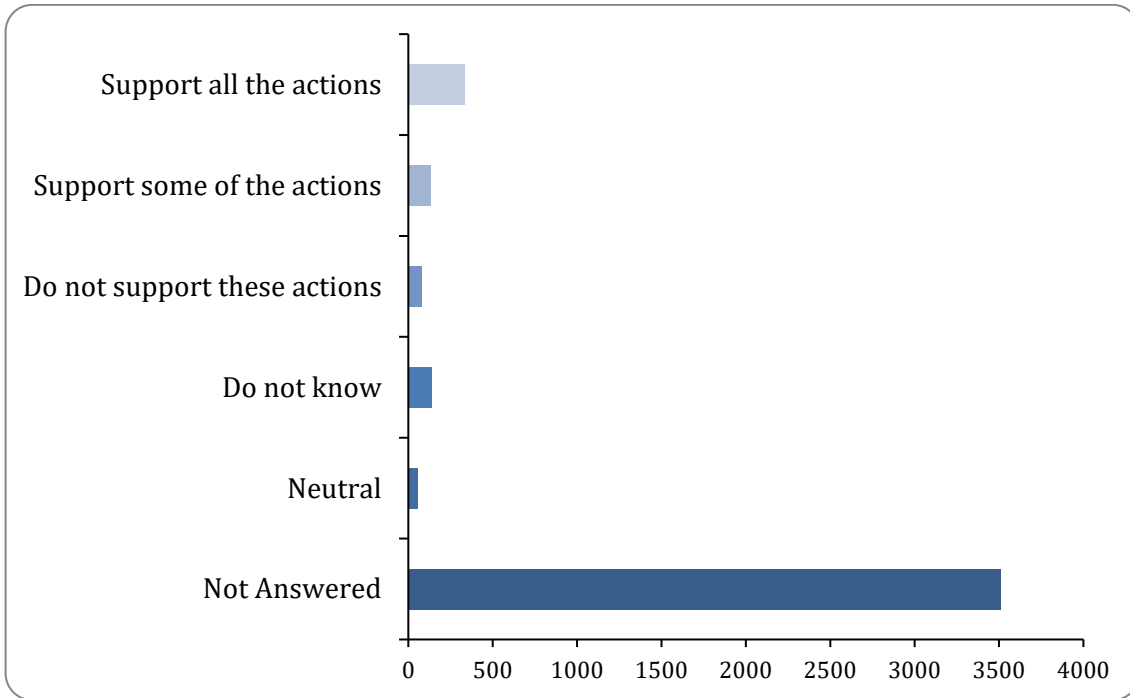
Option	Total	Percent
Support all the actions	502	11.81%
Support some of the actions	159	3.74%
Do not support these actions	55	1.29%
Do not know	33	0.78%
Neutral	18	0.42%
Not Answered	3482	81.95%

19: Do you support the package of recommendations and actions to create a multisector strategy, and is there anything we should change?



Option	Total	Percent
Support all the actions	389	9.16%
Support some of the actions	187	4.40%
Do not support these actions	76	1.79%
Do not know	72	1.69%
Neutral	23	0.54%
Not Answered	3502	82.42%

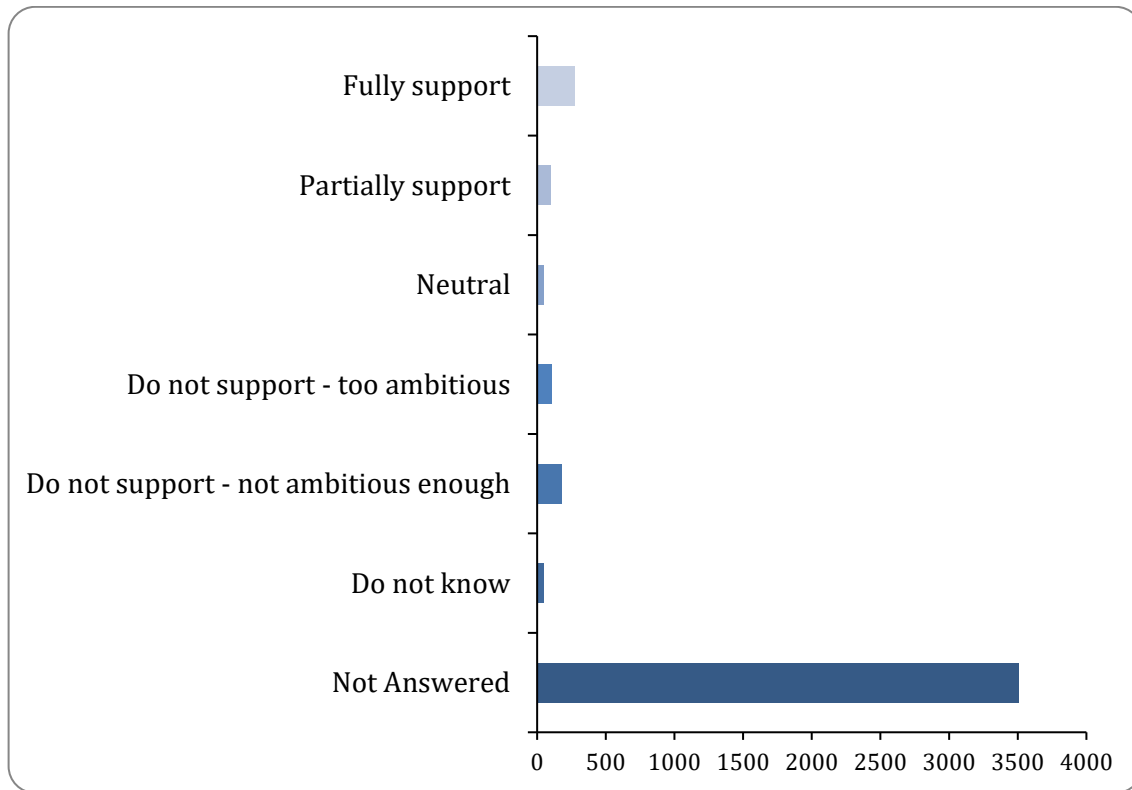
20: Do you agree with Budget recommendation 5 on the rules for measuring progress? Is there anything we should change any why?



Option	Total	Percent
Support all the actions	332	7.81%
Support some of the actions	133	3.13%
Do not support these actions	78	1.84%
Do not know	137	3.22%
Neutral	59	1.39%
Not Answered	3510	82.61%

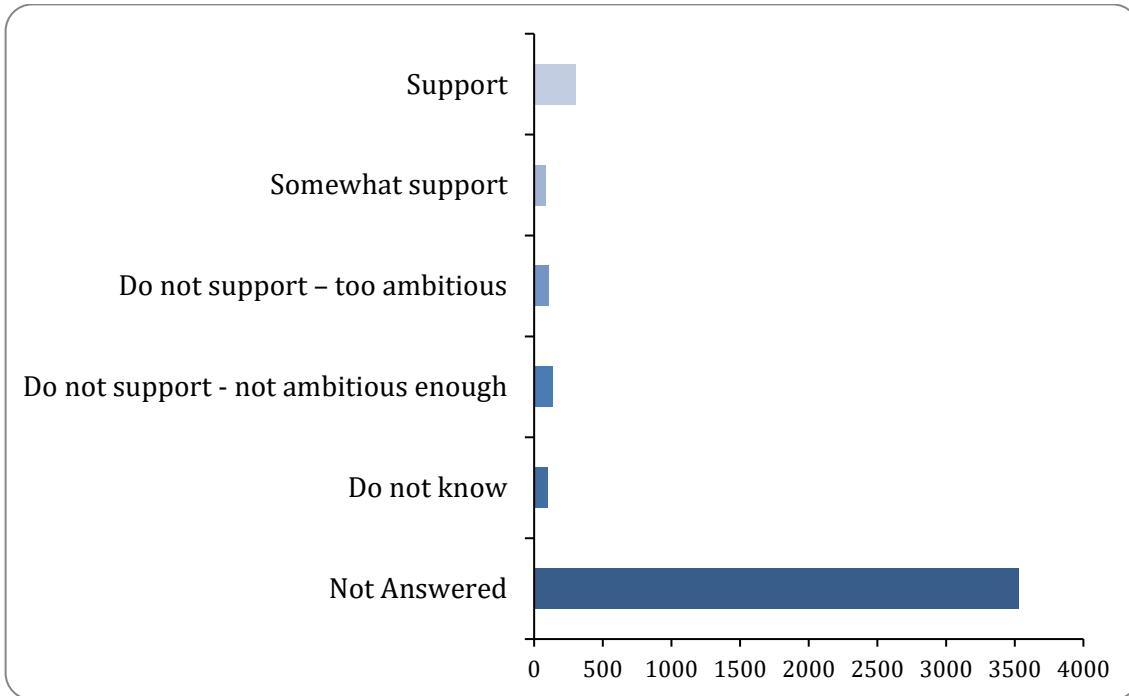
21: Do you support our assessment of the country's NDC?

Do you support our NDC recommendation?



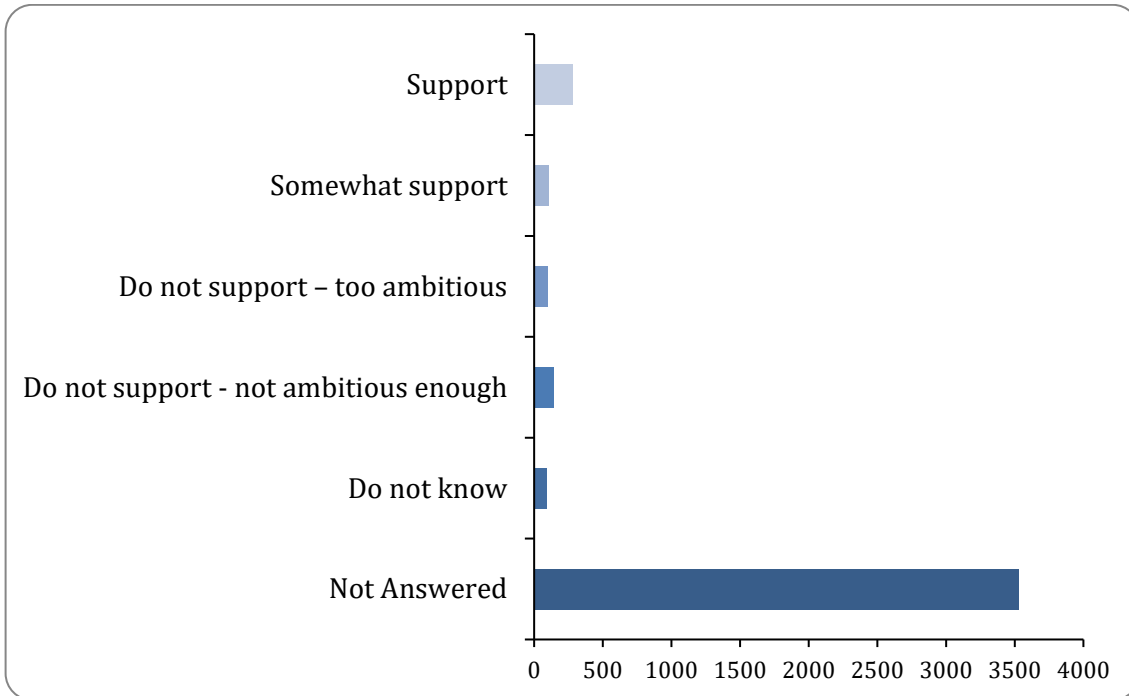
Option	Total	Percent
Fully support	272	6.40%
Partially support	95	2.24%
Neutral	48	1.13%
Do not support - too ambitious	103	2.42%
Do not support - not ambitious enough	179	4.21%
Do not know	49	1.15%
Not Answered	3503	82.44%

22: Do you support our recommendations on the form of the NDC?



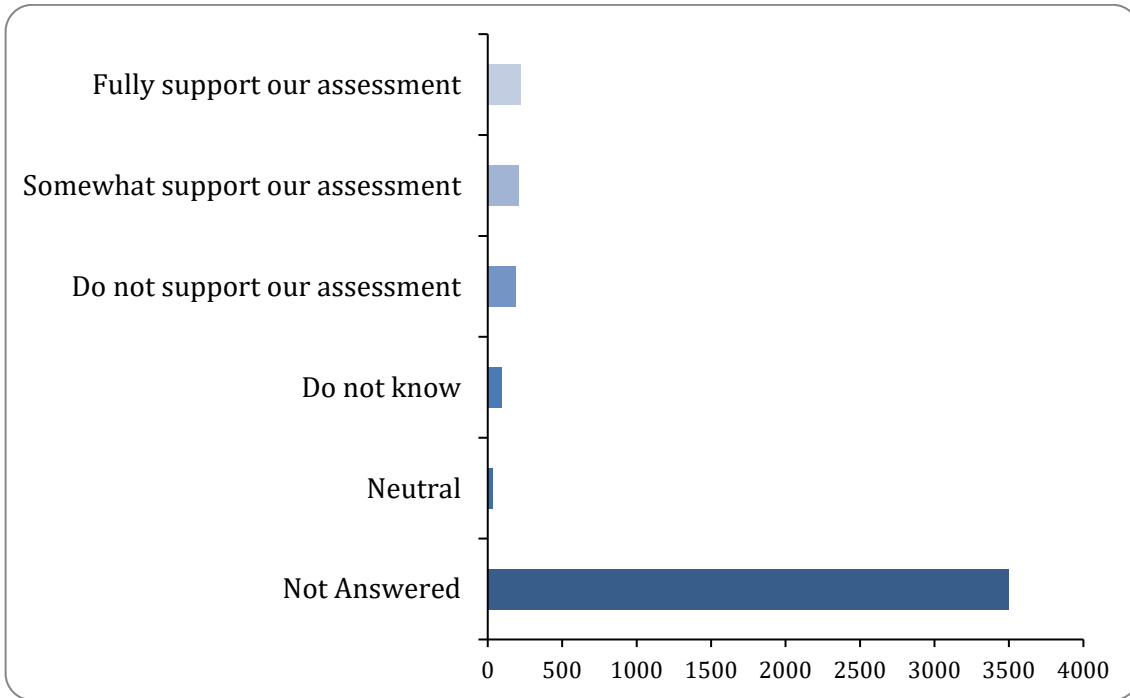
Option	Total	Percent
Support	299	7.04%
Somewhat support	85	2.00%
Do not support – too ambitious	105	2.47%
Do not support - not ambitious enough	135	3.18%
Do not know	98	2.31%
Not Answered	3527	83.01%

23: Do you support our recommendations on reporting on and meeting the NDC? Is there anything we should change, and why?



Option	Total	Percent
Support	283	6.66%
Somewhat support	108	2.54%
Do not support – too ambitious	97	2.28%
Do not support - not ambitious enough	142	3.34%
Do not know	92	2.17%
Not Answered	3527	83.01%

24: Do you support our assessment of the possible required reductions in biogenic methane emissions?



Option	Total	Percent
Fully support our assessment	220	5.18%
Somewhat support our assessment	210	4.94%
Do not support our assessment	190	4.47%
Do not know	93	2.19%
Neutral	35	0.82%
Not Answered	3501	82.40%